

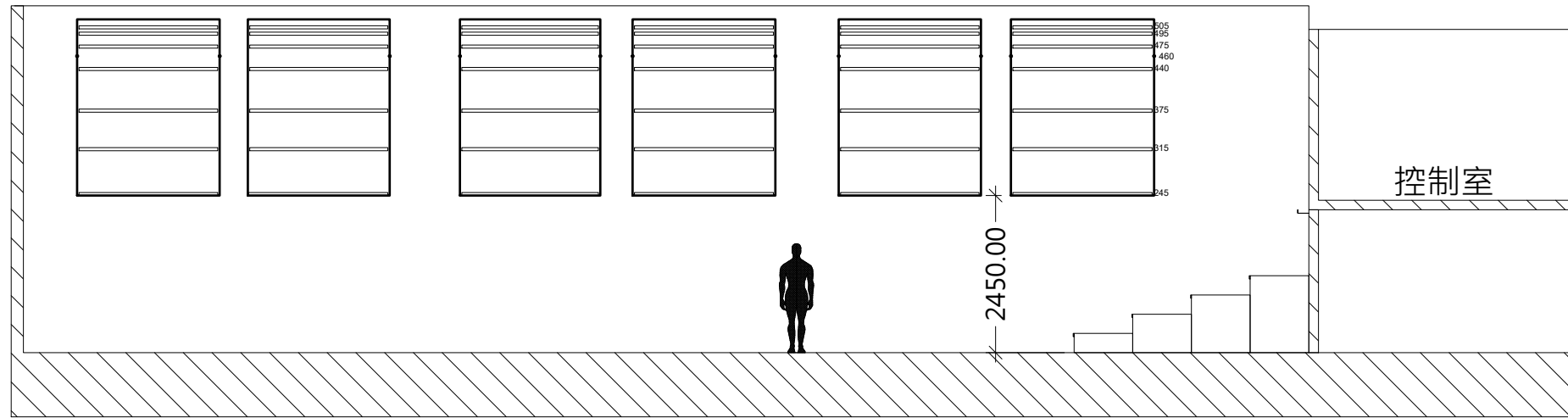
1
 P-2.0

平面圖

QUANTITY:
 SCALE: 1:100

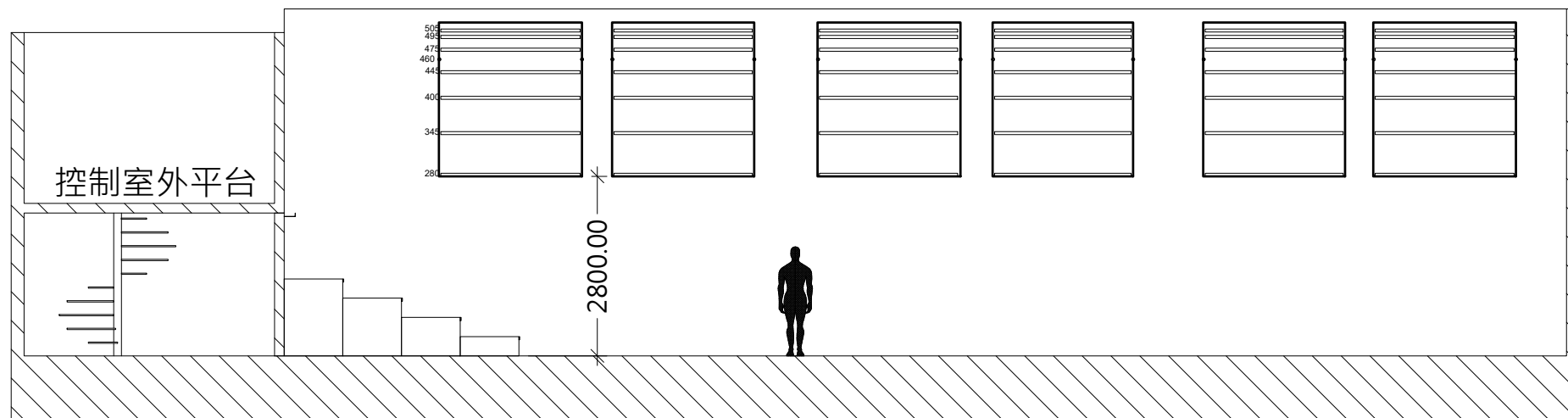
Note :

1. 左右舞台燈桿不同高。Stage right lighting pipes are not the same height as stage left
2. 圖上所標記的尺寸為舞台地板至燈桿底緣。All the noted heights on the drawing are from stage floor to bottom of the pipes
3. 弧形頂棚僅固定於建築頂樑，結構上並不穩固。The arc ceiling panel are rigged under threaded rod, not anchored to any wall surface. Not rigid installation
4. 觀眾席平台可視製作需求移動至不同的位置。Auditorium is plywood platform and can be setup and re-located depends on the productions
5. 垂直於地面的左右風管並不與CL對稱。Two Air Ducts are not evenly located from center Line
6. 其他資訊，請參考劇場技術資料。Other information please refer to the equipment list and venue photos



1 左視圖
 S-2.0

QUANTITY:
 SCALE: 1:100

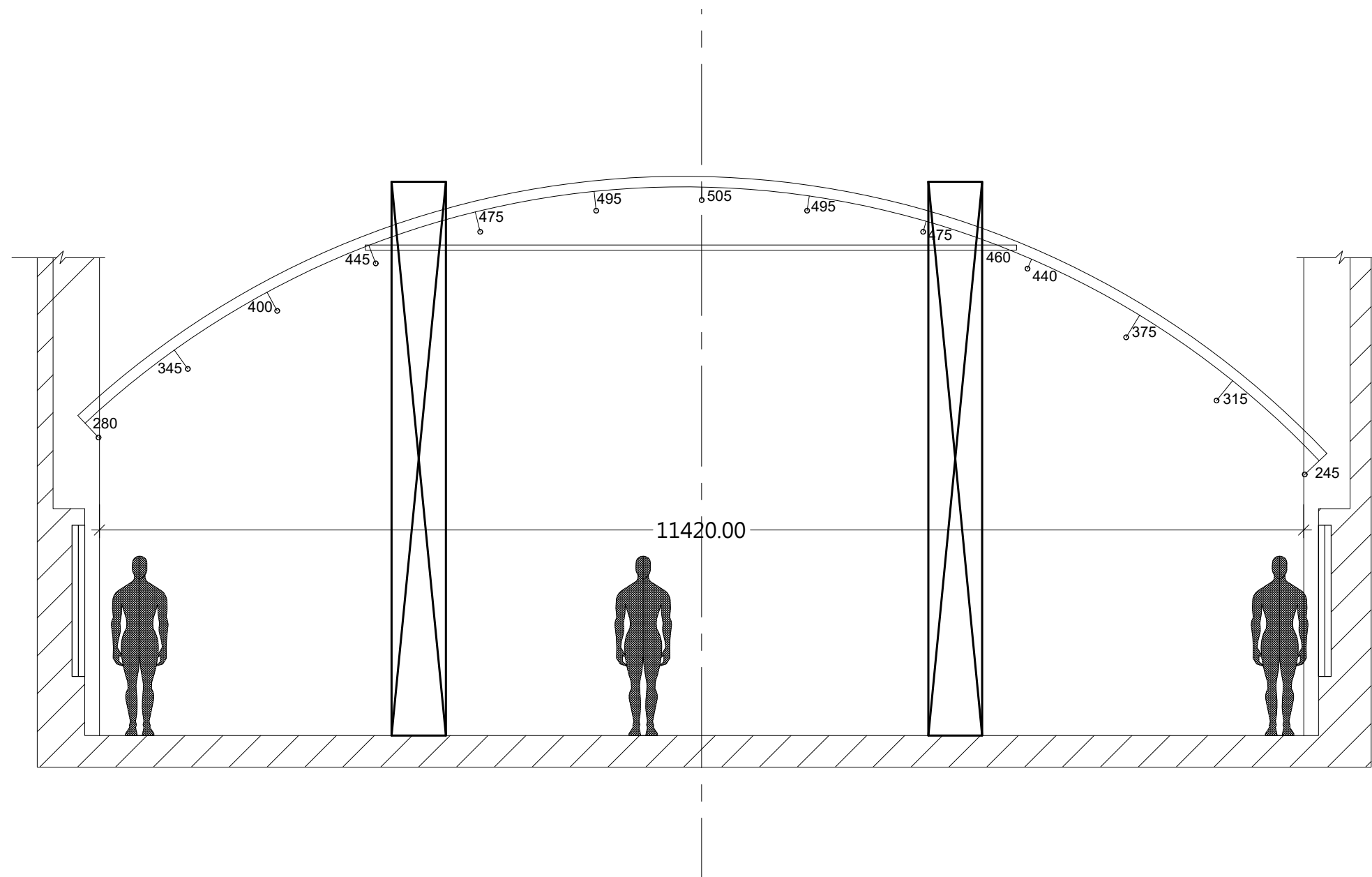


2 右視圖
 S-2.0

QUANTITY:
 SCALE: 1:100

Note :

1. 左右舞台燈桿不同高。Stage right lighting pipes are not the same height as stage left
2. 圖上所標記的尺寸為舞台地板至燈桿底緣。All the noted heights on the drawing are from stage floor to bottom of the pipes
3. 弧形頂棚僅固定於建築頂樑，結構上並不穩固。The arc ceiling panel are rigged under threaded rod, not anchored to any wall surface. Not rigid installation
4. 觀眾席平台可視製作需求移動至不同的位置。Auditorium is plywood platform and can be setup and re-located depends on the productions
5. 垂直於地面的左右風管並不與CL對稱。Two Air Ducts are not evenly located from center Line
6. 其他資訊，請參考劇場技術資料。Other information please refer to the equipment list and venue photos



1
 F-2.0

正視圖

QUANTITY:
 SCALE: 1:50

Note :

1. 左右舞台燈桿不同高。Stage right lighting pipes are not the same height as stage left
2. 圖上所標記的尺寸為舞台地板至燈桿底緣。All the noted heights on the drawing are from stage floor to bottom of the pipes
3. 弧形頂棚僅固定於建築頂樑，結構上並不穩固。The arc ceiling panel are rigged under threaded rod, not anchored to any wall surface. Not rigid installation
4. 觀眾席平台可視製作需求移動至不同的位置。Auditorium is plywood platform and can be setup and re-located depends on the productions
5. 垂直於地面的左右風管並不與CL對稱。Two Air Ducts are not evenly located from center Line
6. 其他資訊，請參考劇場技術資料。Other information please refer to the equipment list and venue photos